

OXFORD CAMBRIDGE AND RSA EXAMINATIONS

Tuesday 19 May 2020 – Morning

GCSE (9–1) Mathematics

J560/04 Paper 4 (Higher Tier)

**Time allowed: 1 hour 30 minutes
plus your additional time allowance**

YOU CAN USE:

**a scientific or graphical calculator
geometrical instruments
tracing paper
a shape for Question 12**

Please write clearly in black ink.

Centre number

--	--	--	--	--

Candidate number

--	--	--	--

First name(s) _____

Last name _____

READ INSTRUCTIONS OVERLEAF



INSTRUCTIONS

Use black ink. You can use an HB pencil, but only for graphs and diagrams.

Write your answer to each question in the space provided. You can use extra paper if you need to, but you must clearly show your candidate number, the centre number and the question numbers.

Answer ALL the questions.

Where appropriate, your answer should be supported with working. Marks might be given for using a correct method, even if your answer is wrong.

Use the π button on your calculator or take π to be 3.142 unless the question says something different.

INFORMATION

The total mark for this paper is 100.

The marks for each question are shown in brackets [].

ADVICE

Read each question carefully before you start your answer.

BLANK PAGE

Answer ALL the questions.

1 (a) Write these numbers in standard form.

(i) 6500

(a)(i) _____ [1]

(ii) 0.0584

(ii) _____ [1]

(b) Work out $(4.2 \times 10^5) \times (1.8 \times 10^{-2})$, giving your answer in standard form.

(b) _____ [1]

- 2 James is taking three examination papers in Spanish. Here are his first two results.**

$$\text{Paper 1: } \frac{43}{80}$$

$$\text{Paper 2: } \frac{38}{65}$$

Paper 3 is out of 95.

The marks in each of the three papers are added together.

Find the lowest mark that James needs in Paper 3 to achieve 60% of the total marks.

_____ **[4]**

- 3 Three people take $2\frac{1}{2}$ hours to deliver leaflets to 270 houses.

Assuming all people deliver leaflets at the same rate, how long will it take five people to deliver leaflets to 405 houses?

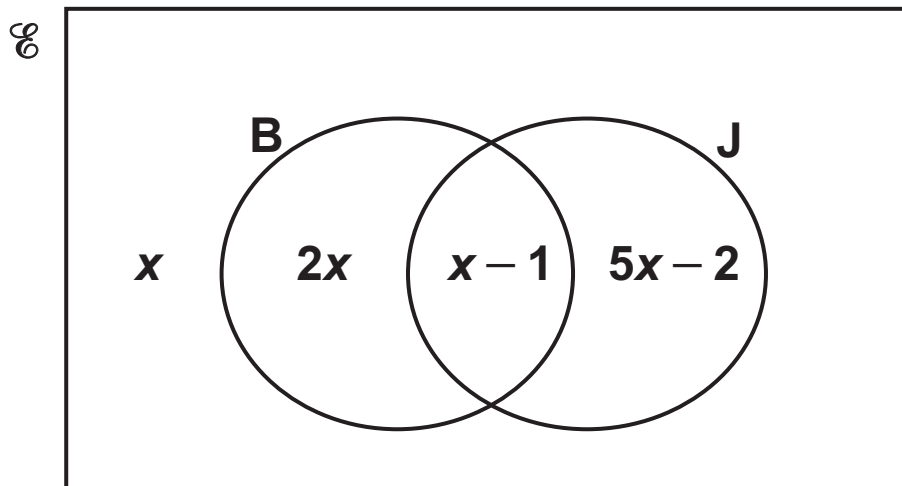
Give your answer in hours and minutes.

_____ hours _____ minutes [4]

- 4 In a survey, 60 students were asked whether they have a bank account (B) and whether they have a part-time job (J).

The number of students who had neither a bank account nor a part-time job was x .

The Venn diagram shows the results in terms of x .

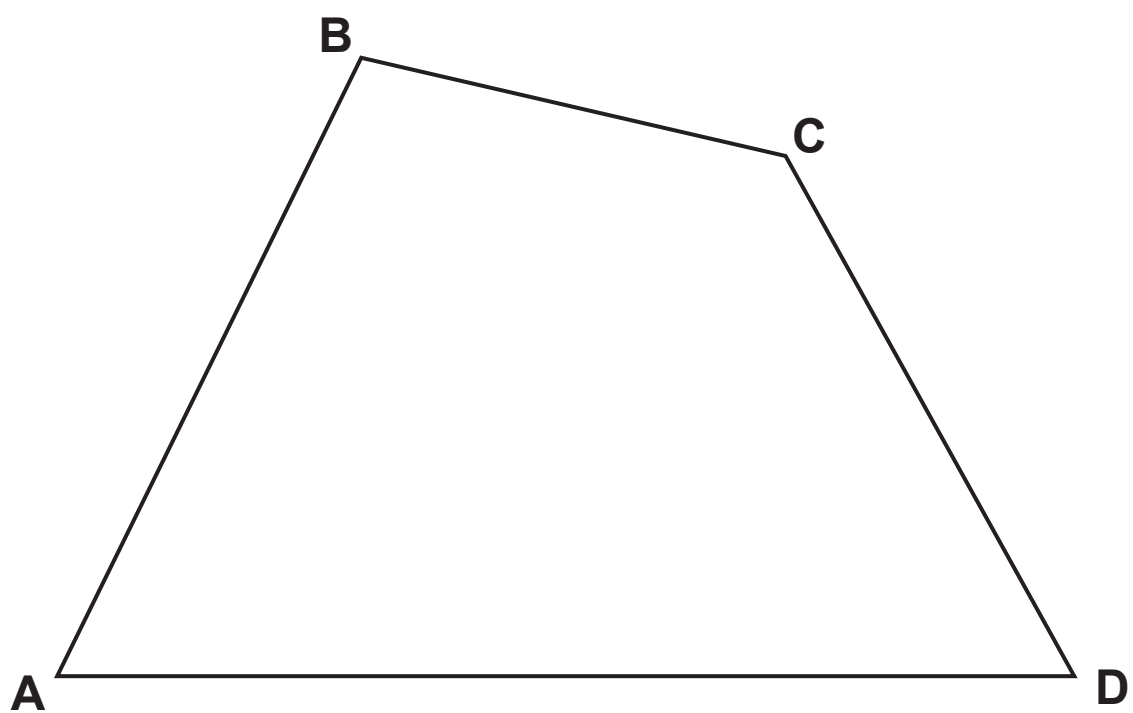


One of the 60 students is chosen at random.

Find the probability that they have a bank account.
Show your working.

_____ [5]

5 **ABCD** is a quadrilateral.



- (a) Construct the bisector of angle ABC .
Show all your construction lines. [2]
- (b) Construct the perpendicular bisector of BC .
Show all your construction lines. [2]
- (c) Shade the region which is
nearer to BC than to AB
and
nearer to B than to C . [1]

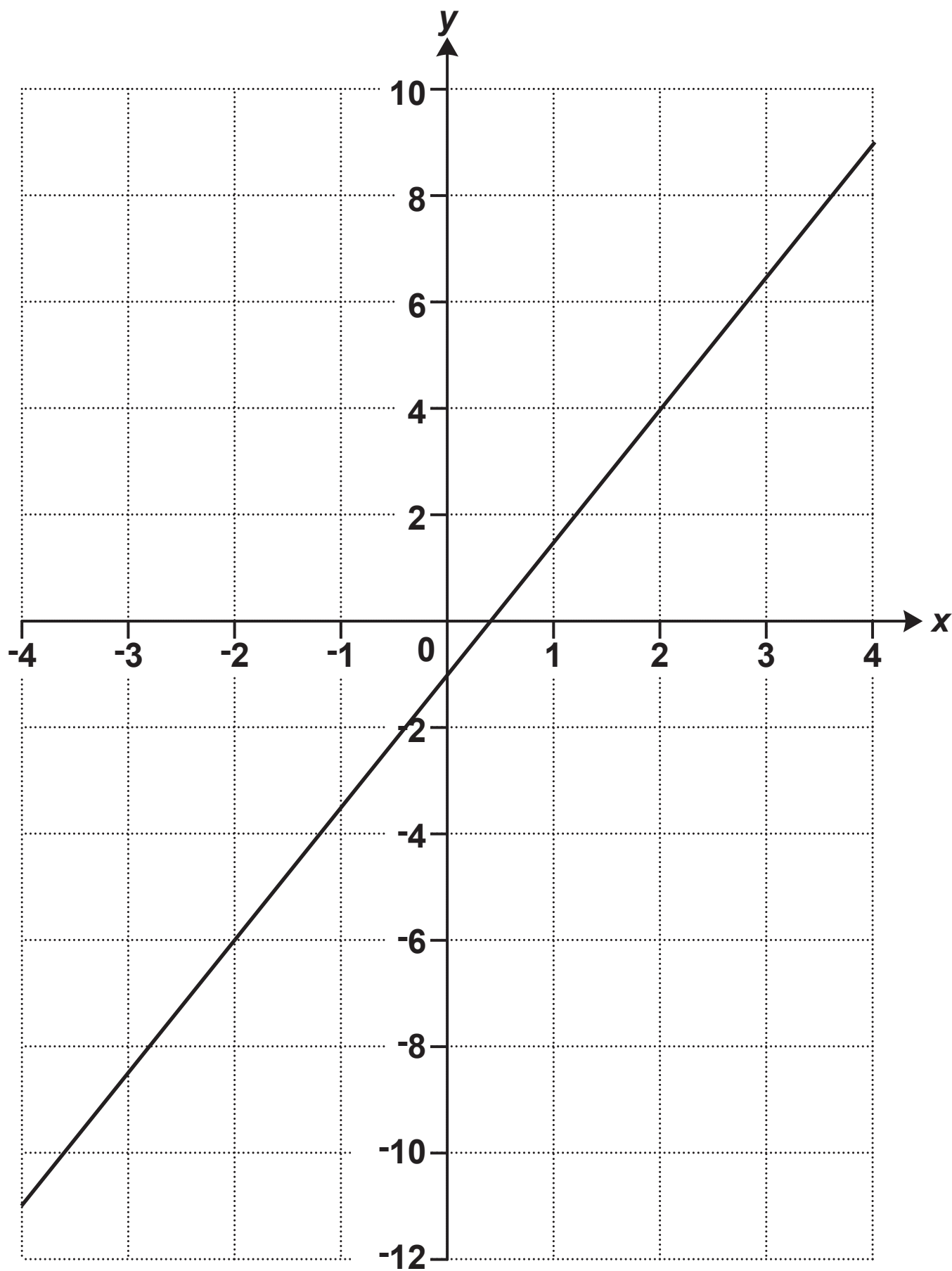
- 6 A cuboid measures 6 cm by 8 cm by 15 cm.
A cube has the same volume as the cuboid.

Find the surface area of the cube, giving your answer correct to 3 significant figures.

_____ cm² [4]

BLANK PAGE

7 This graph shows part of a straight line.



(a) Show that the gradient of the line is 2.5. [1]

(b) Write down the equation of the line.

(b) _____ [2]

8 Lily buys and sells microwaves.

**She buys each one for £32 and sells it for £60.
She also pays £7 for the delivery of each microwave she sells.**

**If she sells a microwave that is faulty then Lily must pay for its repair and redelivery.
This costs her another £25 for each faulty microwave.**

Last month, 6 out of the 80 microwaves Lily sold were faulty.

This month she has orders for 133 microwaves.

Calculate her expected percentage profit on this month's order.

Showing your working in the boxes below may help you present your work.

Expected number of faulty microwaves:	Expected costs:
Income from sales:	Expected percentage profit:

_____ % [6]

- 9 The graph opposite shows the number of umbrellas sold in Ling's shop for each quarter from quarter 1 of 2017 to quarter 3 of 2019.

(a) The shop sold 32 umbrellas in quarter 4 of 2019.

Complete the graph. [1]

(b) Make one comment about the **SEASONAL** variation shown in this graph.

_____ [1]

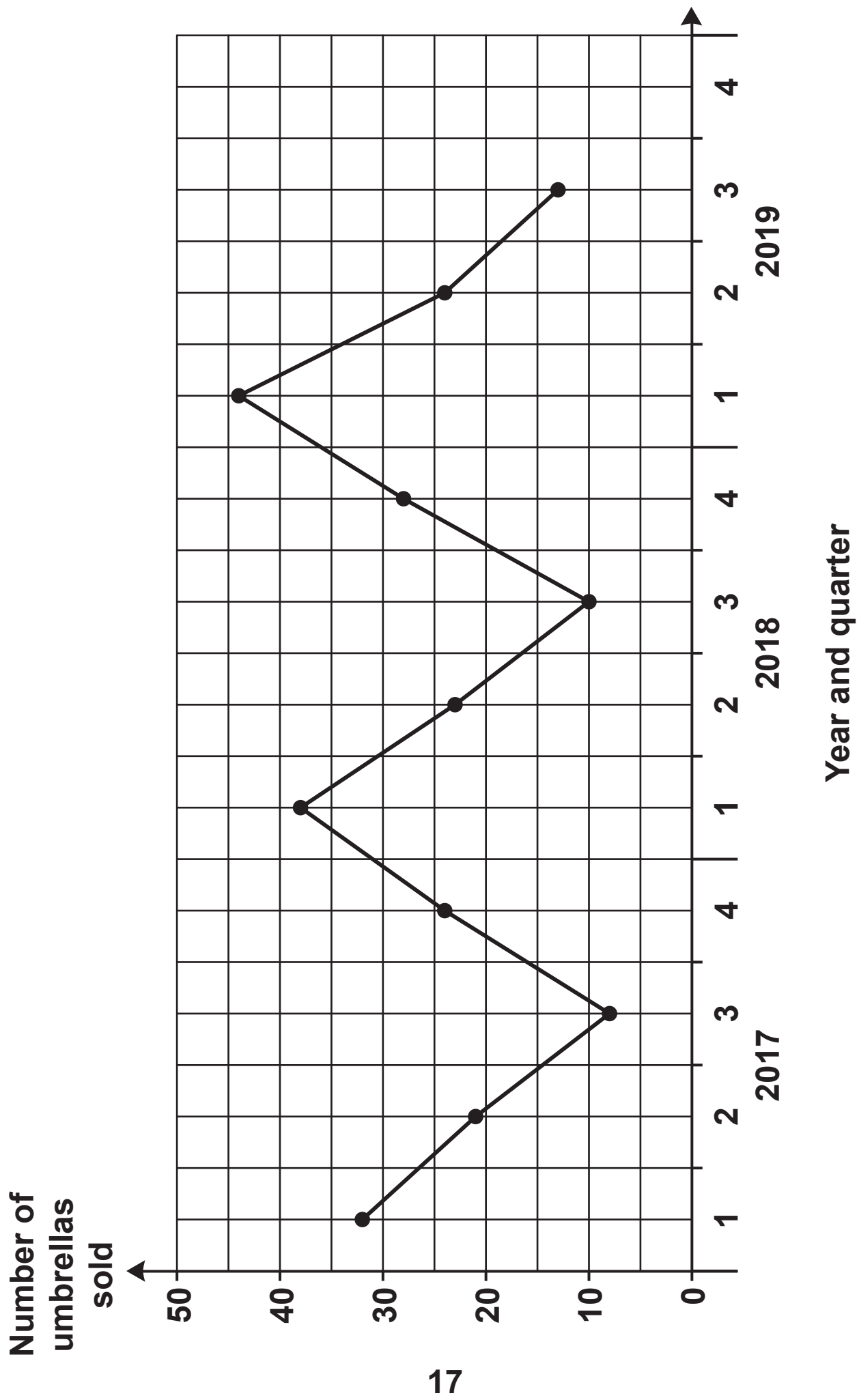
(c) Make one comment about the **ANNUAL** variation shown in this graph.

_____ [1]

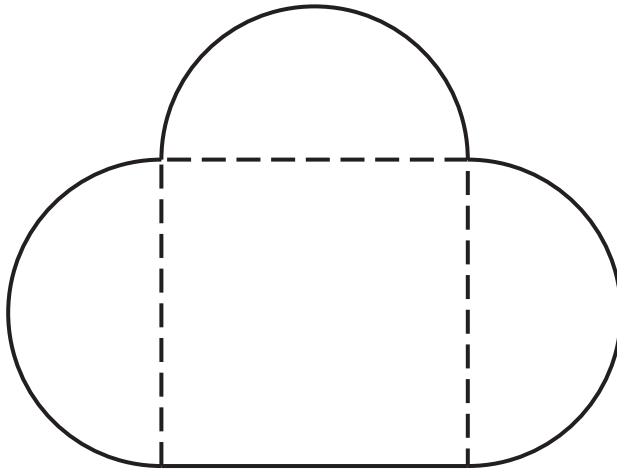
(d) Ling predicts that she will sell 50 umbrellas in quarter 1 of 2020.

What assumption has she made?

_____ [1]



- 10 The diagram shows Jane's lawn.
It is in the shape of a square of side 36 m and three semi-circles.**



Not to scale

**She is going to spread fertiliser on the lawn at a rate of 30 g per square metre.
The fertiliser is only sold in 10 kg bags costing £15.80 each.**

Calculate the cost of buying the bags of fertiliser for her lawn.

You must show all your working.

£ _____ [6]

- 11 (a) The length, d , of Jamal's car is 4.72 m, correct to 2 decimal places.

Complete the error interval for the length, d .

(a) _____ $\leq d <$ _____ [2]

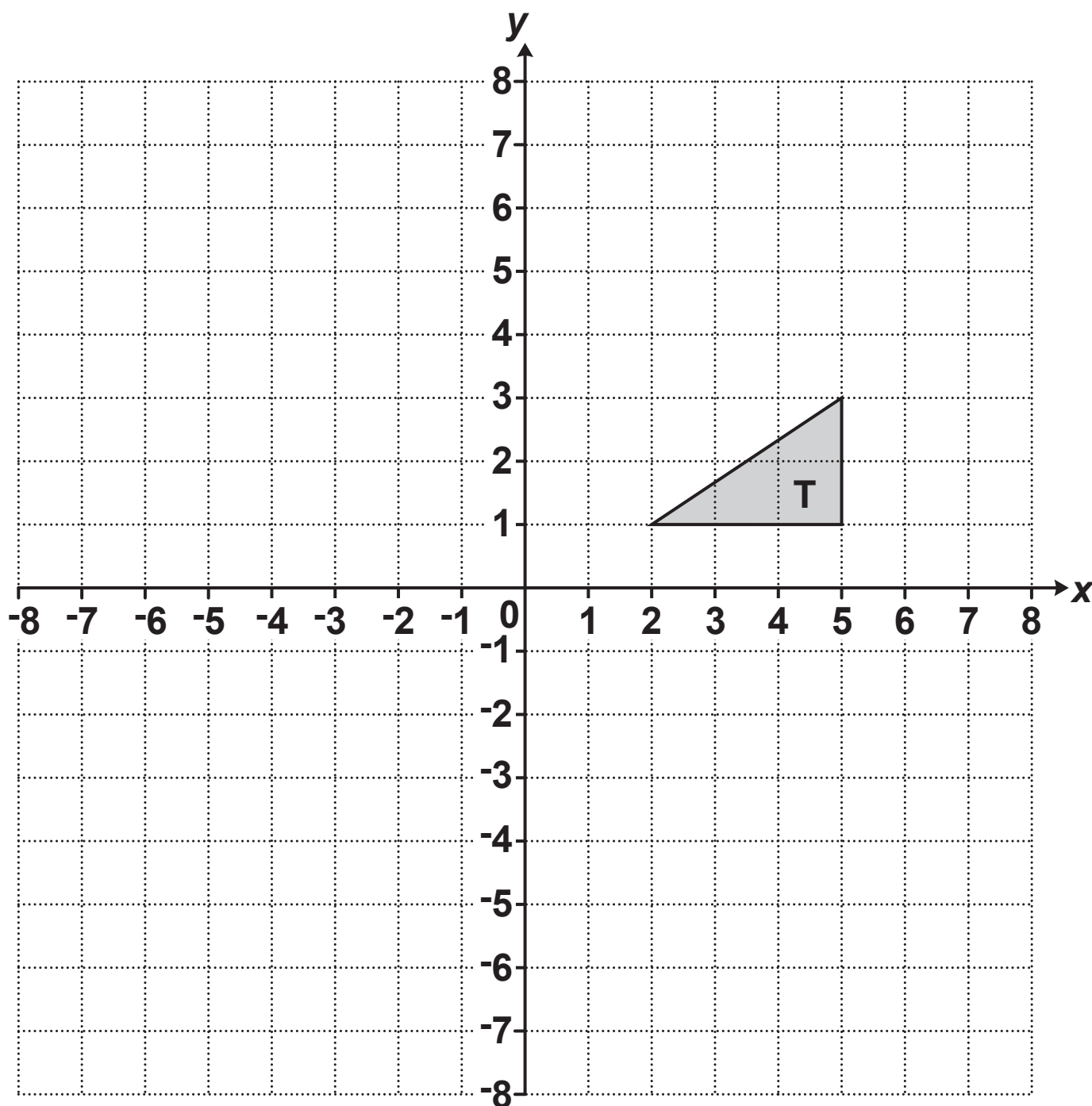
- (b) Jamal travels 430 km, correct to the nearest 10 km. His average speed is 57.3 km/h, correct to 1 decimal place.

Calculate the shortest possible time for Jamal's journey.

Give your answer correct to the nearest minute.

(b) _____ hours _____ minutes [5]

12 Triangle T is drawn on a coordinate grid.



(a) Translate triangle T by vector $\begin{pmatrix} -6 \\ 2 \end{pmatrix}$.

You may use a shape to help you. [2]

(b) Describe fully the SINGLE transformation that is equivalent to:

a reflection in the line $y = x$, followed by

a reflection in the x -axis.

You may use the grid above to help you.

You may also use a shape to help you.

[3]

- 13 Ali and Beth take it in turns to play a computer game. On each turn, the player achieves a score out of 50. Ali and Beth play the computer game many times and record their scores.**

(a) Ali's scores are summarised below.

median = 31

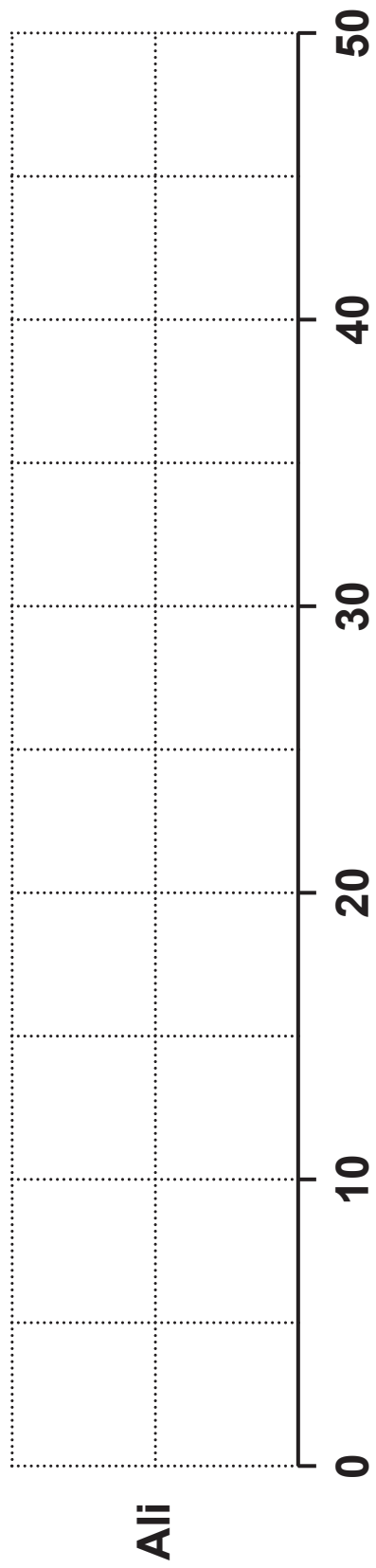
highest score = 38

range = 23

lower quartile = 24

interquartile range = 11

Draw a box plot on the grid opposite to show the distribution of Ali's scores. [3]



(b) The box plot opposite shows the distribution of Beth's scores.

Find the interquartile range of Beth's scores.

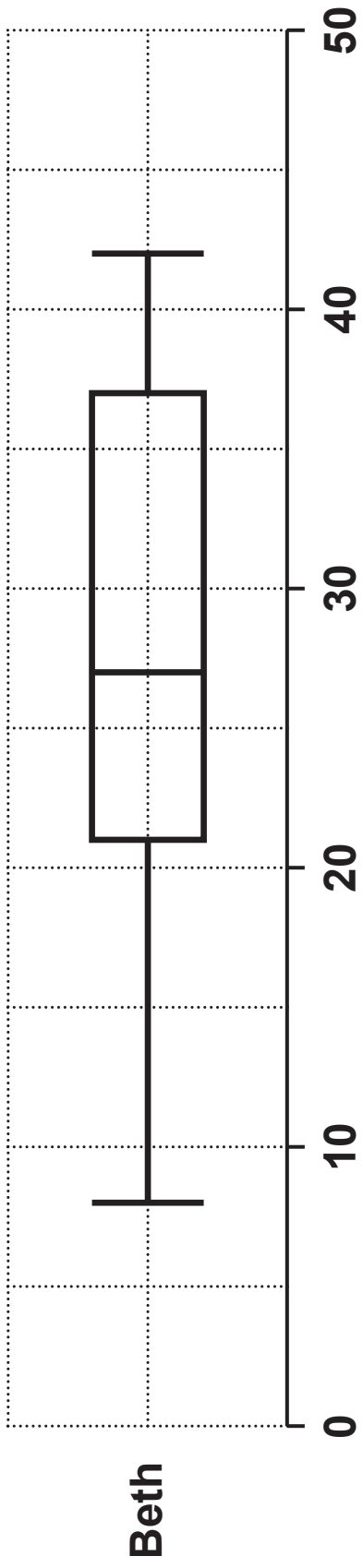
(b) _____ [2]

(c) Kareem says

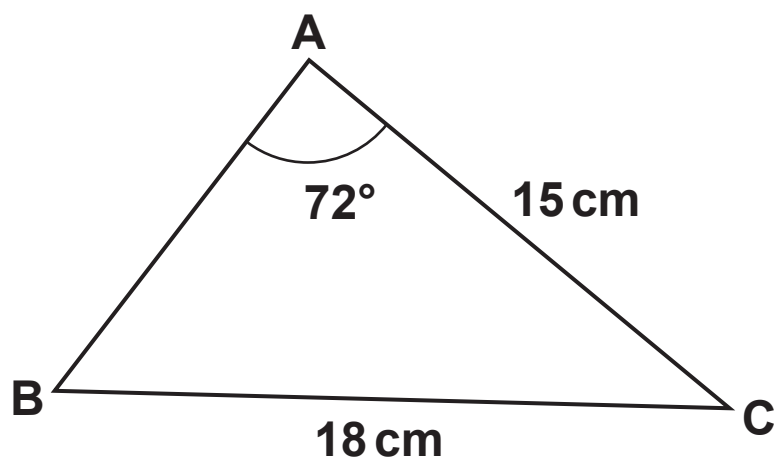
Beth was more consistent than Ali because Beth had a lower median score.

**Is his statement correct?
Explain your reasoning.**

_____ **[2]**



14 The diagram shows triangle ABC.



Not to scale

$AC = 15\text{ cm}$, $BC = 18\text{ cm}$ and angle $BAC = 72^\circ$.

**Calculate length AB, giving your answer correct to 3 significant figures.
Show your working.**

15 Here are two pieces of work.

For each one, describe the error made and give the complete correct solution.

(a)

Question:

Solve by factorisation.

$$3x^2 - 2x - 5 = 0$$

Solution:

$$(3x + 5)(x - 1) = 0$$

$$\text{Therefore } x = -5/3 \text{ or } x = 1$$

Error: _____

Correct solution:

[3]

(b)

Question:

Solve, giving your answers correct to 3 significant figures.

$$2x^2 - 8x + 3 = 0$$

Solution:

$$x = -(-8) \pm \frac{\sqrt{(-8)^2 - 4 \times 2 \times 3}}{2 \times 2}$$

Therefore $x = 6.42$ or $x = 9.58$

Error: _____

Correct solution:

[3]

- 16 y is inversely proportional to the square of x .
 $y = 2$ when $x = 5$.

Find a formula linking x and y .

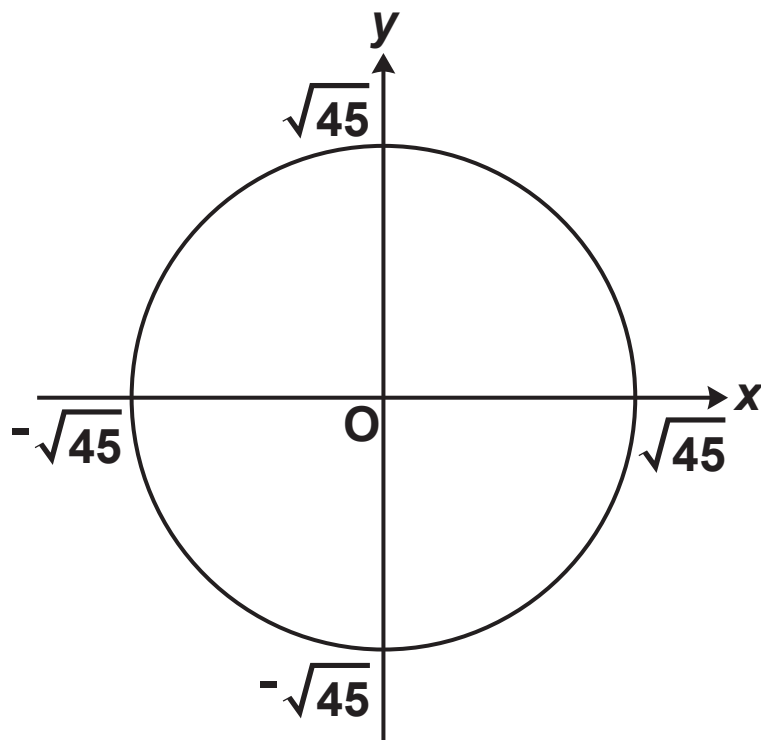
_____ [3]

17 Expand and simplify.

$$(x + 1)(x - 1)(x + 2)$$

_____ **[3]**

18 Here is a sketch of the circle $x^2 + y^2 = 45$.

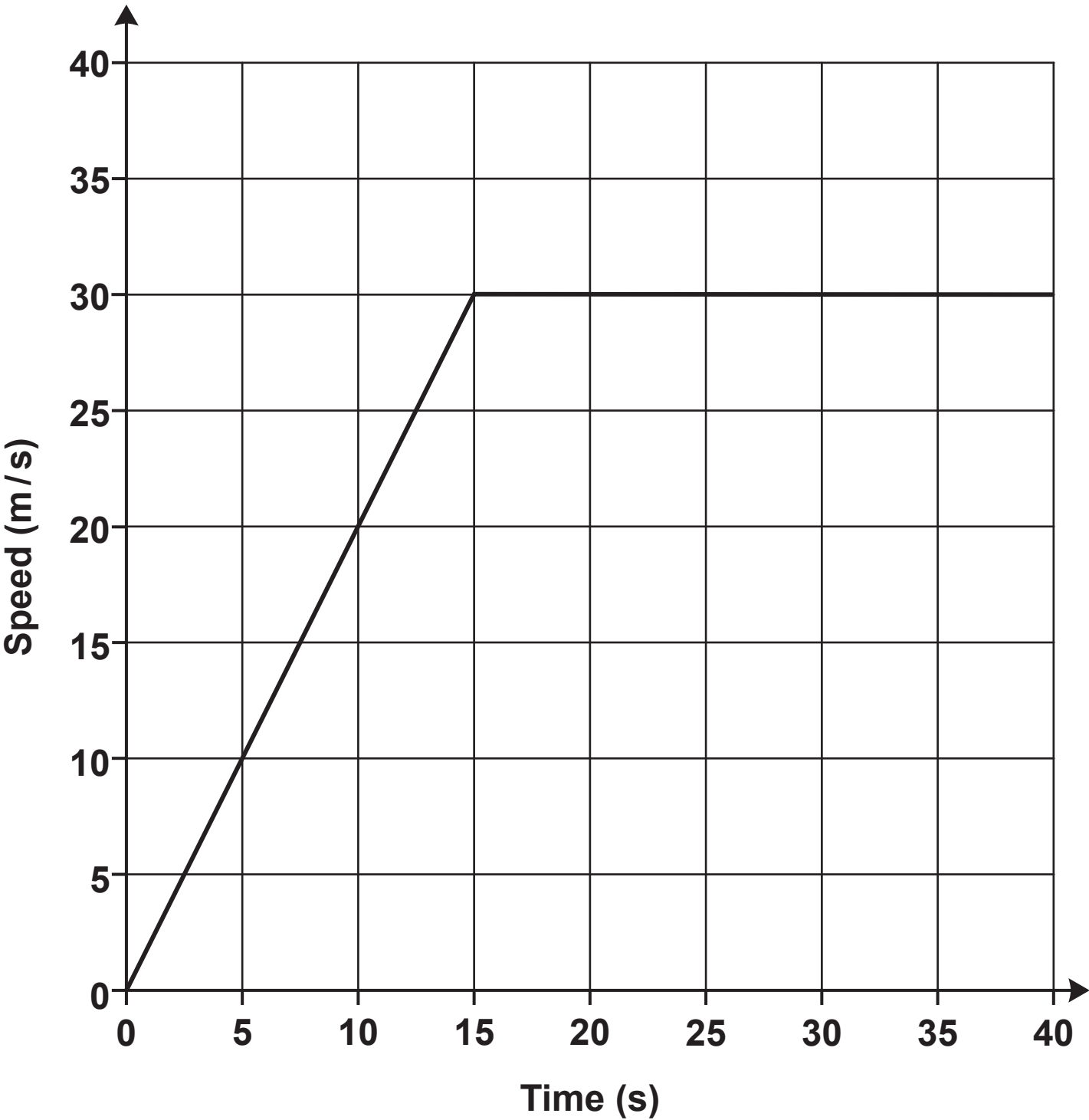


- (a) Show that the tangent to this circle at the point $(-3, 6)$ has a gradient of $\frac{1}{2}$. Use the space below. [2]

(b) Find the equation of the tangent at the point $(-3, 6)$.

(b) _____ [2]

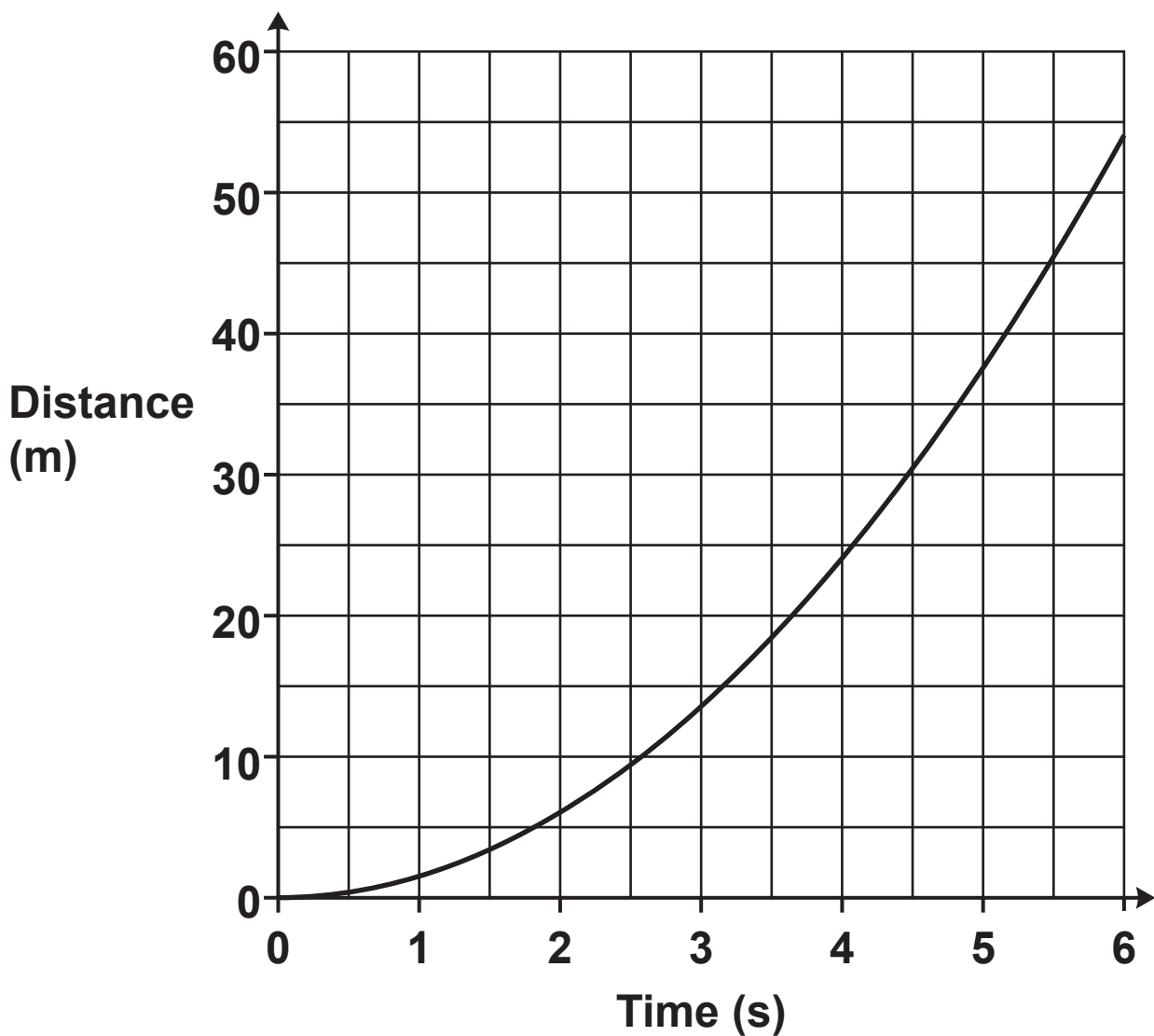
19 (a) The graph shows the speed of a vehicle during the first 40 seconds of motion.



Calculate the distance travelled by the vehicle during the 40 seconds.

(a) _____ m [3]

(b) The graph shows the distance travelled by a particle over 6 seconds.



(i) Work out the average speed of the particle between 2 and 4 seconds.

(b)(i) _____ m/s [2]

(ii) Estimate the speed of the particle at 4 seconds.

(ii) _____ m/s [4]

20 Solve.

$$\begin{aligned}x^2 + y^2 &= 34 \\ y &= x + 2\end{aligned}$$

Show your working.

$$x = \underline{\hspace{2cm}} \quad y = \underline{\hspace{2cm}}$$

$$x = \underline{\hspace{2cm}} \quad y = \underline{\hspace{2cm}} \quad [6]$$

END OF QUESTION PAPER

BLANK PAGE

BLANK PAGE

BLANK PAGE

Copyright Information

OCR is committed to seeking permission to reproduce all third-party content that it uses in its assessment materials. OCR has attempted to identify and contact all copyright holders whose work is used in this paper. To avoid the issue of disclosure of answer-related information to candidates, all copyright acknowledgements are reproduced in the OCR Copyright Acknowledgements Booklet. This is produced for each series of examinations and is freely available to download from our public website (www.ocr.org.uk) after the live examination series.

If OCR has unwittingly failed to correctly acknowledge or clear any third-party content in this assessment material, OCR will be happy to correct its mistake at the earliest possible opportunity.

For queries or further information please contact The OCR Copyright Team, The Triangle Building, Shaftesbury Road, Cambridge CB2 8EA.

OCR is part of the Cambridge Assessment Group; Cambridge Assessment is the brand name of University of Cambridge Local Examinations Syndicate (UCLES), which is itself a department of the University of Cambridge.